

Jokes

Q. Knock knock

Who's there?

Axolotl

Axolotl who?

You sure do Axolotl questions.

Q. What does a frog wear on St. Patrick's day?

A. Nothing!

Q. Why was the amphibian so mad?

A. His car was toad away.

Q. What's green and red?

A. A very mad frog.

Q. What do you call a perfume for amphibians?

A. A fragrance.

My boss wanted to know why I had named my pet "Tiny".

I replied - "because he's my newt".

Q. Why are frogs so happy?

A. They eat whatever bugs them!

Q. What's green with red spots?

A. A frog with the chicken pox!

Q. What's green with bumps?


A. A frog with the measles!

Q. Where did the amphibian lay her eggs?

A. I don't know, she forgot.

Q. What's green and dangerous?

A. A frog with a hand-grenade.



We would love your input. Send your colouring in, questions, or even photos to us via our snail mail address (P.O Box 216 Canowindra NSW 2804) or by email (fish@cabonne.nsw.gov.au) We can't wait to hear from you.

Little Fossils Kids Club

WINTER 2021

Welcome to the Winter 2021 newsletter.

Our focus is on amphibians– amphibians are cold-blooded vertebrates (vertebrates have backbones) that don't have scales. They live part of their lives in water and part on land, and examples of amphibians are toads, frogs and salamanders.

Unscramble the names of reptiles below:

1 ORFG _____

2 SRAELAADNM _____

3 XOOLLTA

4 ODAT _____


5 LULFRGBO _____

Answers 1 Frog 2 Salamander 3 Axolotl

4 Toad 5 Bullfrog

Name five amphibian related careers (E.g. Aquatic Biologist)

.....
.....
.....



Can you find the 10 little axolotls, just like this one, that are hiding in this issue? Hint– this is one of the 10!



Age of Fishes Museum Ph: 63441008 Email: aof@colourcity.com Web: www.ageoffishes.org.au



The Age of Fishes Museum would like to pay respect to the Wiradjuri People, the traditional custodians of the land upon which the museum stands and in which our fossils were discovered, and to pay respect to elders past and present.



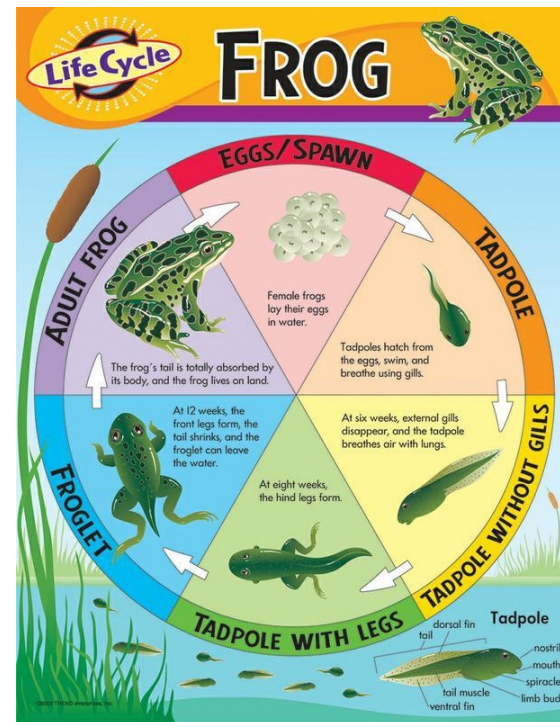
AGE OF FISHES MUSEUM



DID YOU KNOW?

FASCINATING FACTS ABOUT AMPHIBIANS

- The smallest amphibian (and vertebrate) in the world is a frog from New Guinea *Paedophryne amauensis* with a length of just 7.7 mm.
- The largest living amphibian is the 1.8 m Chinese giant salamander (*Andrias davidianus*) 
- Most amphibians have soft, moist skin that is protected by a slippery secretion of mucus. They also tend to live in moist places or near water to keep their bodies from drying out.
- Amphibians cannot regulate their own body heat, so they depend on sunlight to become warm and active. They also can't cool down on their own, so if they get too hot, they have to find a burrow or some other shade.
- Many amphibians have toxic skin, which is harmful to predators. These are poisonous to eat. Connected to this is the use of warning coloration. They may be in vivid colors of red, black, and yellow.
- Amphibians lay their eggs in water, usually in a foam nest. After hatching they're tadpoles, which live in the water and have gills. The tadpoles change into adults in a process called metamorphosis. When they are adult, they have lungs to breathe instead of gills, and legs. Adult amphibians also use their skin to take in oxygen.





CAREERS RELATING TO AMPHIBIANS

What do these people do?

Batrachologist
Biologist.....
Veterinarian.....
Chef.....



Spot the differences- can you find all ten?



Science at Home

BALLOON FINGERPRINTS



You'll need:

Ink pad

Balloon

Finger



Instructions

Carefully press one finger into the ink pad and then press down onto the balloon.

Inflate the balloon slowly checking the image as the balloon expands.

If it starts to go a bit blurry let some air out.

You should be able to see the lines, loops and whorls clearly.




loop




whorl



arch



What amphibian appears when you colour in this picture?



CHALLENGE SPACE



Challenge yourself at home

1. Line up some empty plastic bottles inside and use an old pair of socks to play indoor 'bowling'. Make it harder by adding some weight (like sand or water) inside the bottles.
2. Throw a scarf up in the air and catch it on an arm, leg, knee or head.
3. Kick a balloon up as high as possible and then use a fly swat or plastic bat to hit the balloon.
4. Move to music, make up dances and play dress-ups. Maybe act out a new adventure based on a favourite superhero or cartoon character.
5. Set up an indoor treasure hunt with your family or friends.
6. Use chairs, blankets and boxes to build a fort or set up an obstacle course.
7. Go out in the yard with a torch when it's dark to see what is different at night.
8. Thread pasta into jewellery.
9. With some old clothes, cut and create clothes for your toys.
10. Use a mirror to draw a self portrait.
11. Fold paper and cut out paper snowflakes.
12. Put on a puppet show using toys behind the couch.
13. Make greeting cards to be used for birthdays and other occasions.
14. Take some garden clippings and see which ones you can get to grow.
15. Press flowers within a few heavy books.
16. Learn to finger knit, french knit or braid wool into friendship bracelets.
17. Give someone a back, foot or head massage.
18. Have a home disco – play freeze, musical chairs, have a dance off.
19. Learn to braid hair.
20. Make a time capsule of this time to be opened in 10 years.
21. Find 10 different shaped leaves in the garden.
22. Lie on a picnic blanket in the garden and spot cloud shapes. Make up a story about what you see.



Drawing Challenge

Colour in this image and send it to the Age of Fishes Museum for a chance to win a prize.

